



Access Series

Logenex' new 'Access Series' provides the security and convenience of our TeleDoorBell with new access control features. Our new access features include support for up to 99 users with unique access codes, access levels and schedules.

Speak to your visitors from your mobile phone and ensure you never miss a visitor with our multiple call forward roll over. All enclosed in a modern illuminated weatherproof chassis and available in audio only or audio/video to capture a great picture of visitors. For MDU applications the new 'Access Series' can support up to 16 tenants with programmable numbers. The 'Access Series' provides versatility with up to 6 form c relays to control a variety of doors, gates or 3rd party devices.



**G404 (AUDIO ONLY)
G404VC (AUDIO/VIDEO)**

**TWO ONBOARD
RELAYS FOR GATE
AND MAN GATE
SUPPORT**

**ILLUMINATED
KEYPAD**

**LOUD SPEAKER
COMPENSATION
FOR CARS AND
TRUCKS**



DAY/ NIGHT CAMERA

**ILLUMINATED
STATUS RING**

G404CR

**MULTIPLE CALL
FORWARD WITH
ROLLOVER**

**SUPPORTS 99
USERS WITH
SCHEDULING AND
ACCESS LEVELS**

**SUPPORTS GATE
STATIONS AND
TELEDOORBELL
SERIES STATIONS**



**SUPPORTS UP TO 16
MDU APPLICATIONS
WITH INDIVIDUAL
CALL FORWARDING**



S SERIES


Modern Design
 Stainless Steel Construction
 Vandal Resistant
 Surface Mount or Flush Mount
 Cool Blue Illuminated Button
 8 Colour Choices
 Rough In Backbox required for
 flush mount version

X SERIES


Economical
 Rugged Construction
 Contemporary Colour
 Surface Mount Only
 Fixed Panning Camera
 Cool Blue Illuminated Button

ELITE SERIES


Classic Design
 Solid Brass Construction
 Vandal Resistant
 Flush Mount Only
 Illuminated Button
 8 Colour Choices
 Rough In Backbox Required




1




2




3




4




5



6



7



8

1. POLISHED BRASS 2. SATIN BRASS 3. OIL RUB 4. OIL RUB BRONZE
5. COPPER 6. ANTIQUE BRASS 7. BRONZE 8. ANTIQUE NICKLE




GATE INSTALLATION TOPOLOGY

1. CAT 5
2. TWISTED PAIR
3. TWISTED PAIR



MDU INSTALLATION TOPOLOGY

1. CAT 5
2. DEDICATED PHONE LINE
3. UP TO 16 TENANTS



AVAILABLE COLORS - S SERIES FLUSH ^{*BACKBOXES REQUIRED*}



AVAILABLE COLORS - S SERIES SURFACE



- 1. POLISHED BRASS 2. SATIN BRASS 3. OIL RUB 4. OIL RUB BRONZE**
5. COPPER 6. ANTIQUE BRASS 7. BRONZE 8. ANTIQUE NICKLE

AVAILABLE COLORS - ELITE SERIES *BACKBOXES REQUIRED*



1



2



3



4



5



6



7




8

Elite Backbox



BXR-300EVC

Stainless Flush Mount Backbox



BXR-300

- 1. POLISHED BRASS 2. SATIN BRASS 3. OIL RUB 4. OIL RUB BRONZE**
5. COPPER 6. ANTIQUE BRASS 7. BRONZE 8. ANTIQUE NICKLE

CONTROLLER SPECS

Number of stations	1 to 4
Call Forwarding	Supported with active phone line
Call Forwarding Numbers	1 to 3 with rollover feature
Caller ID	Supported
Remote dial up access	Supported
On-board Relays	4 Dry contact relays
Relays specs	12-48V (AC/DC), 2 A (Max), NO
Relay/Door Station connections	Terminal strip with screw termination
Power supply	16VAC/500mA (Included)
Operation Temperature	0°C to 50°C (indoor use only)
Physical Dimensions	6.8"(W) x 6.8"(H) x 1.6"(D)

GATE STATION SPEAKER SPECS

Wiring	Minimum requirement CAT5
Connection Type	Terminal strip with screw termination
Video	Resolution: 580 TLV
Distance to controller	250' video signal on twisted pair 1000' video signal using video balun
Audio	Analog - proprietary to system
Distance to controller	1000' audio signal
On-board Relays	2 Dry contact relays
Relays specs	12-48V (AC/DC), 2 A (Max), NO/NC
Power supply	12V DC/1A (Included) To be powered locally (approx.. 50')
Operation Temperature	-40°C to 50°C (weather proof)
Physical Dimensions	5.25"(W) x 7.75"(H) x 1.75"(D) Surface mount only